

KAWASAKI ZX-6R 636 '19-

M O U N T I N G I N S T R U C T I O N S

VIDEO

REF 3176

SIDE SPOILER DOWNFORCE



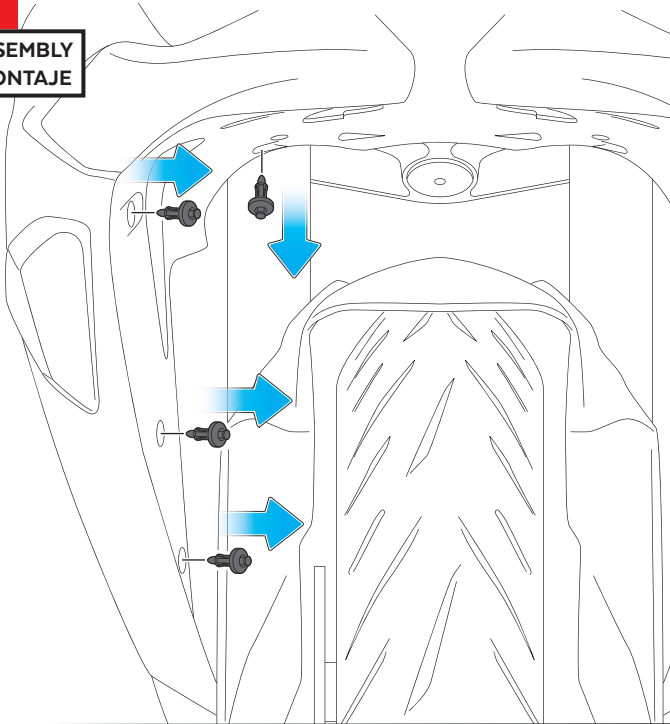
ID	PIEZA/PART	DESCRIPCIÓN	DESCRIPTION	QTY	REF
1		Base alerón derecha	Right main plain spoiler	1	10683
2		Winglet verde derecho Winglet negro derecho	Right green winglet Right black winglet	1 1	10636
3		Base alerón izquierda	Left main plain spoiler	1	10683
4		Winglet verde izquierdo Winglet negro izquierdo	Left green winglet Left black winglet	1 1	10636
5		Soporte metálico derecho	Right metal suport	1	SOPOR2P9-R-3176
6		Soporte metálico izquierdo	Left metal suport	1	SOPOR2P9-L-3176
7		Tuerca autoblocante M4	M4 Locking nut	4	TUERCAE985-0290
8		Arandela de goma Ø4,5 x Ø11 x 2mm	Ø4,5 x Ø11 x 2mm Rubber washer	4	ARAND-EPDM--722
9		Arandela de nylon M4x0,5	M4x0,5 Nylon washer	8	ARNV00000000311
10		Tornillo Allen M4x12 Ø9 ISO 7380	M4x12 Ø9 ISO 7380 Allen screw	4	TORNI-I7380-800
11		Tuerca de clip M5	M5 clip nut	2	TUERCA-TRT-M5--
12		Tornillo Allen M5x30 Ø9 ISO 7380	M5x30 Ø9 ISO 7380 Allen screw	2	TORNI-I7380-767
13		Casquillo Ø14 x Ø8 x 18	Ø14 x Ø8 x 18 Arrowhead	2	CASQUI-----0139
14		Tapón tornillo Allen M5 ISO 7380	M5 ISO 7380 Allen screw cap	4	TAPON-----85
15		Tornillo Allen M5x11 Ø11 ISO 7380	M5x11 Ø11 ISO 7380 Allen screw	4	TORNI-AI----520
16		Arandela de nylon M5x1	M5x1 Nylon washer	4	ARNV00000000245
17		Cinta adhesiva de doble cara 30x10mm (se suministra montada)	30x10mm double-sided adhesive tape (supplied assembled)	4	ADHESI-----263

KAWASAKI ZX-6R 636 '19-

INSTRUCCIONES DE MONTAJE - MOUNTING INSTRUCTIONS - MONTAGEANLEITUNG

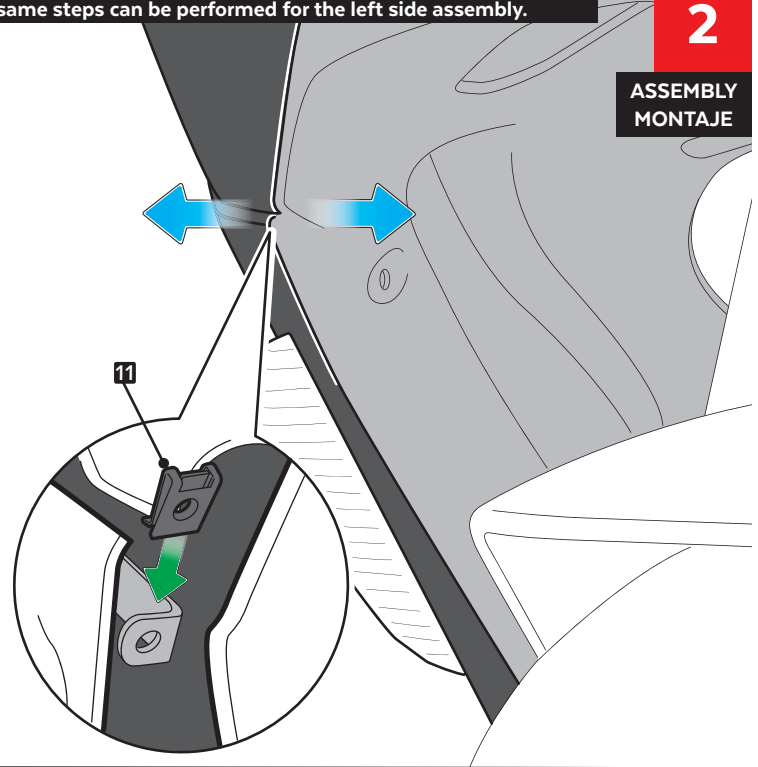
1

**DISASSEMBLY
DESMONTAJE**



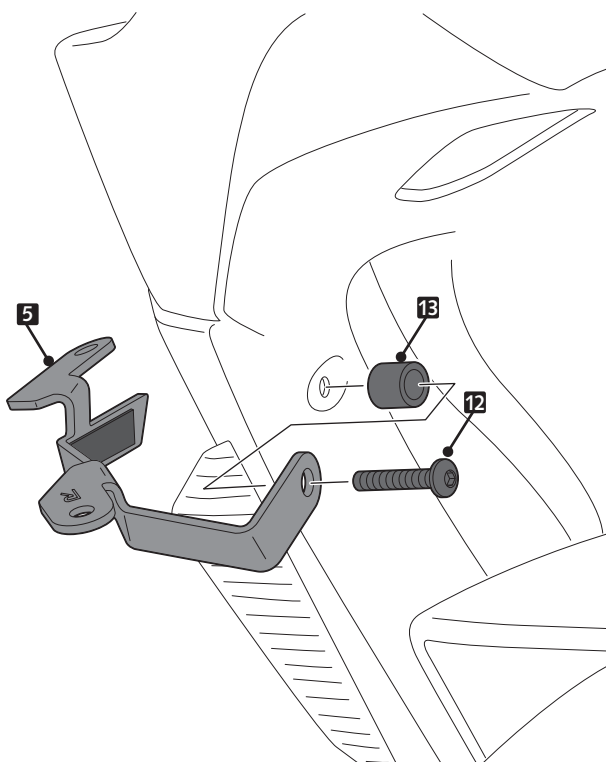
2

**ASSEMBLY
MONTAJE**



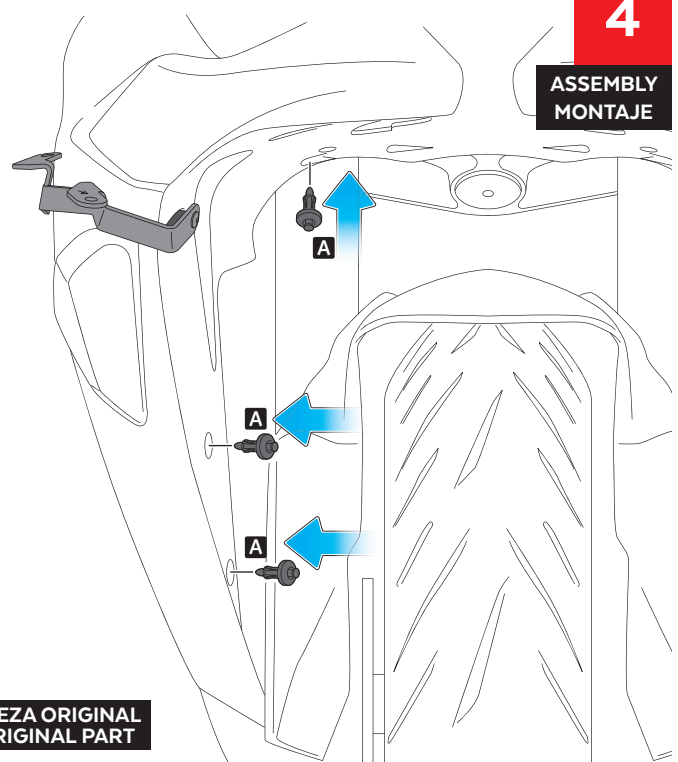
3

**ASSEMBLY
MONTAJE**



4

**ASSEMBLY
MONTAJE**



A PIEZA ORIGINAL
ORIGINAL PART

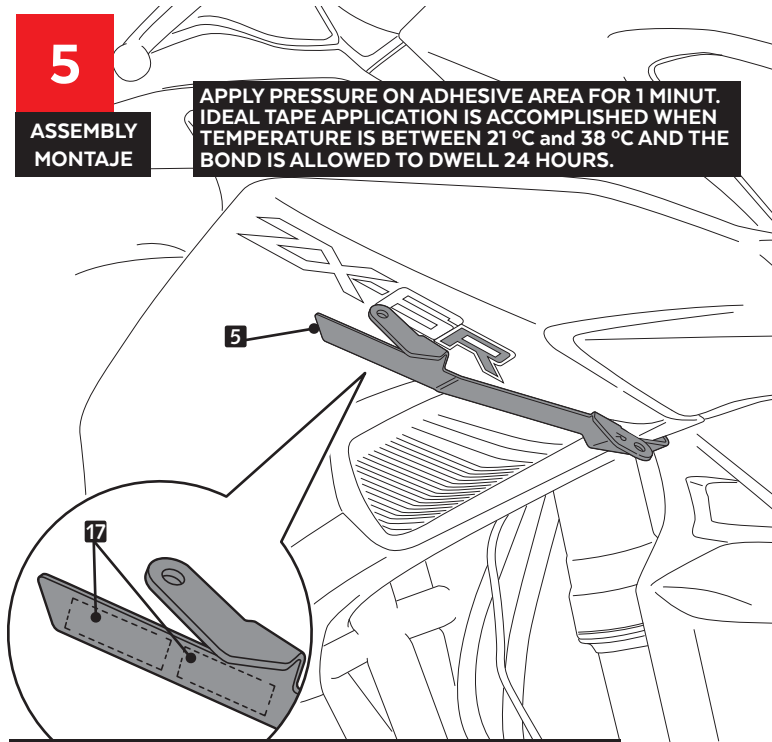
KAWASAKI ZX-6R 636 '19-

INSTRUCCIONES DE MONTAJE - MOUNTING INSTRUCTIONS - MONTAGEANLEITUNG

5

ASSEMBLY
MONTAJE

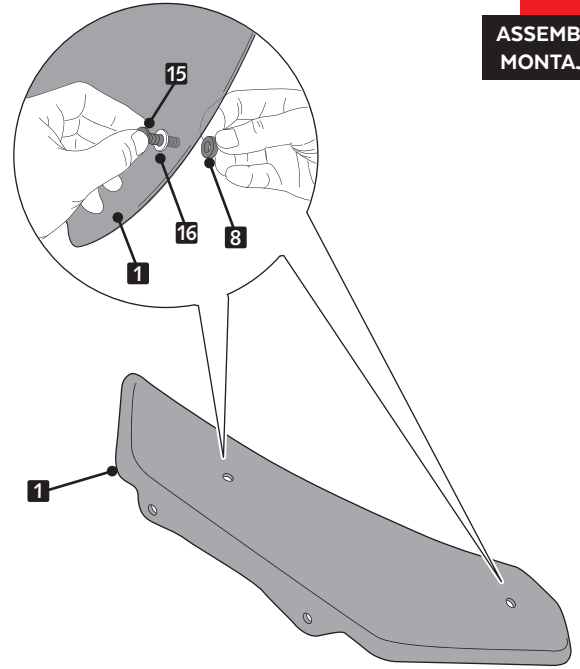
APPLY PRESSURE ON ADHESIVE AREA FOR 1 MINUT.
IDEAL TAPE APPLICATION IS ACCOMPLISHED WHEN
TEMPERATURE IS BETWEEN 21 °C and 38 °C AND THE
BOND IS ALLOWED TO DWELL 24 HOURS.



ID-17 Extraer papel de cinta adhesiva de doble cara.
Extract the paper from the double-sided adhesive tape.

6

ASSEMBLY
MONTAJE



7

ASSEMBLY
MONTAJE

