

### Attention



Special notes and cautionary measures which can prevent damage to the accessory or motorcycle.

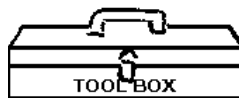
### Note:



Tips for facilitation of operation, control and adjustment, as well as maintenance work.

### PARTS LIST

Index	Description	Qty.
1	Windshield, FMR Coated polycarbonate	1
2	Rubber Spacer	2
3	M5 x 20 Button Screw	2
4	M5 x 16 Button Screw	2
5	Washers, Nylon	2



### TOOLS REQUIRED:

- 4mm Hex Key
- 3mm Hex Key
- 8mm Socket or Box End Wrench

### INSTALLATION



**Stock washers and nuts will be re-used.**

1. Remove the 4 screws holding the stock windshield in place. Remove windshield. Retain 2 washers and all nuts they will be re-used. **(4mm Hex Key and 8mm Socket)**

#### Figure 1

2. Install VStream Windshield. At the upper mount points use the M5 x 20 Screws, Rubber Spacers along with supplied Washers (5) and stock nuts to install the VStream windshield. Do not fully tighten. **(3mm Hex Key and 8mm Socket)**

#### Figure 2 and Inset

3. At the lower mount points use the M5 x 16 Screws, along with stock washers and nuts to install the VStream windshield. Do not fully tighten. **(3mm Hex Key and 8mm Socket)**

#### Figure 2 and Inset

4. Tighten the **Lower Screws**. Tighten the **Upper Screws** until shield almost contacts brackets between fasteners.



**DO NOT ALLOW** shield to make contact. **Do not over tighten.** **Figure 2 and Inset**

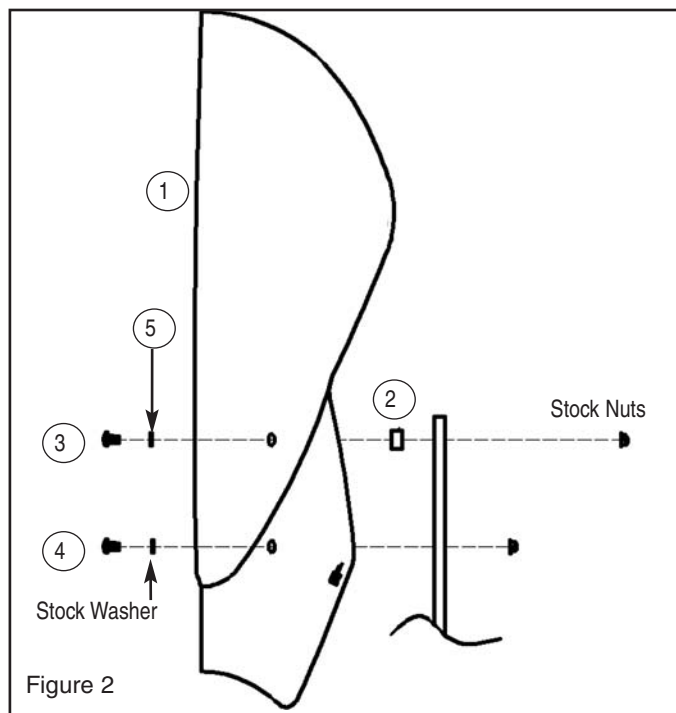


Figure 2

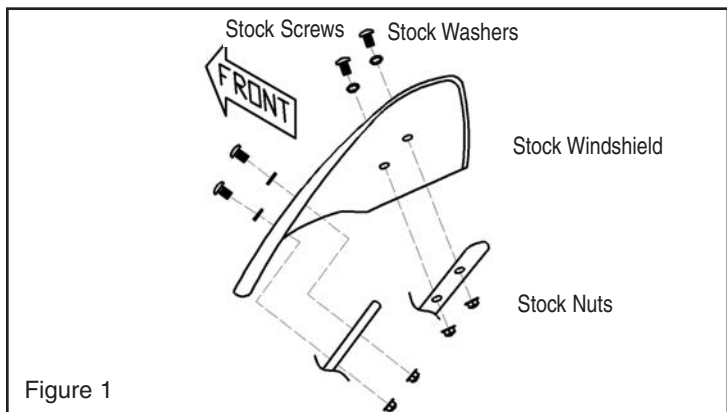
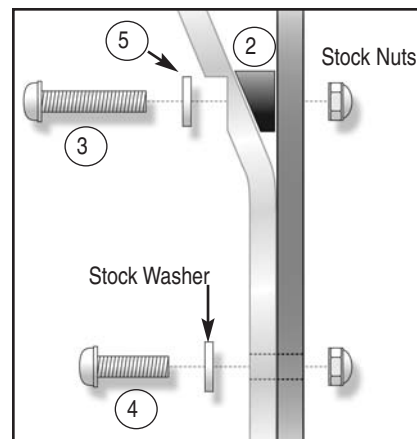


Figure 1



Figure 2, Inset



- 5. Screen adjustment remains the same.
- 6. See below to register your new VStream Windshield.



## MAINTENANCE

**Cleaning:** Wash with a clean soft cloth, plenty of warm water and, if necessary, a non-abrasive soap such as dishwashing liquid. Flannel or soft chamois make good cleaning cloths. Do not use rain protective products on the screen due to the solvent action of the alcohol in these products. Do not allow brake fluid, alcohol, or strong solvents to contact the screen.

National Cycle Windshield Wash Part number N1401-01 is recommended for everyday cleaning. Product is supplied with a handy travel size container and rag for easy storage on the motorcycle. Visit your local dealer or [www.nationalcycle.com](http://www.nationalcycle.com) this and other products for your motorcycle.

### **WARNING**

Never ride your motorcycle with loose accessory mounting hardware. Check the hardware for tightness regularly.

Today's motorcycles are built with enough frame rigidity to withstand the moderate loads imposed on them by the foreseeable addition of an accessory(ies). If an accessory(ies) adversely affects your motorcycle's stability, immediately remove the accessory(ies). Do not ride a motorcycle that exhibits unsafe handling traits.

Have experienced service personnel correct any problem before riding with the accessory(ies) installed. For further questions concerning handling problems associated with an accessory(ies), contact your dealer, motorcycle manufacturer, or accessory manufacturer.



#### **National Cycle 3-Year Limited Warranty**

**Register your windshield on Line at: [www.nationalcycle.com/register.html](http://www.nationalcycle.com/register.html)**

National Cycle hereby warrants to the original registered owner of a National Cycle polycarbonate windshield for a period of three years from the date of purchase against breakage. This limited warranty is expressly limited to the replacement of the polycarbonate windscreen. This limited warranty does not include scratches, coating failure, cosmetic wear and tear, replacement of hardware, or any consequential damages or expenses including labor cost of installation, removal and/or replacement, inconvenience, inbound freight expenses or damage to any other component of the motorcycle or any other accessories.

Certain chemicals, generally known as acidic hydrocarbons, are known to cause polycarbonate damage and will not be covered under this limited warranty. Please refer to the cleaning instructions supplied with all National Cycle windshields.

**Visit [www.NationalCycle.com](http://www.NationalCycle.com) for further details are call or write National Cycle, Inc.  
PO Box 158 / Maywood, IL 60153 U.S.A. / 708-343-0400**

This and other National Cycle, Inc. products are covered by patents: 7387328

©2009 National Cycle, Inc. PO Box 158, Maywood, IL 60153-0158 USA  
708-343-0400 / Fax: 708-343-0625 / [www.nationalcycle.com](http://www.nationalcycle.com) / e mail: [info@nationalcycle.com](mailto:info@nationalcycle.com)