

BMW F900R '20-

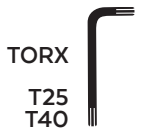
M O U N T I N G I N S T R U C T I O N S

REF 20361

WINDSHIELD NG TOURING (PUIG SUPPORT)



NEED PUIG SUPPORT



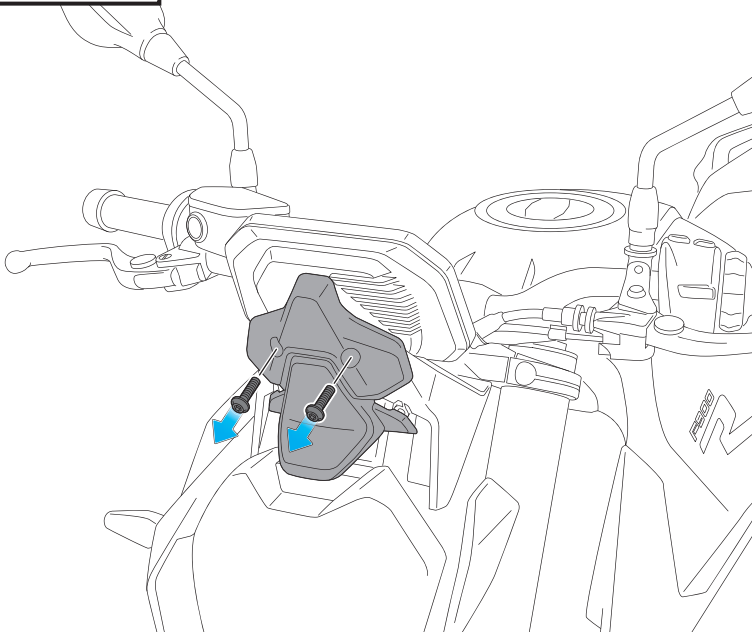
ID	PIEZA/PART	DESCRIPCIÓN	DESCRIPTION	QTY	REF
1		Cúpula TOURING	TOURING screen	1	10776W/H/F/N
2		Soporte metálico superior	Metal upper support	1	SOPOR3P2-S20360
3		Soporte metálico inferior derecho	Right metal inferior suport	1	SOPOR3P2-IR20360
4		Soporte metálico inferior izquierdo	Left metal inferior suport	1	SOPOR3P2-IL20360
5		Soporte metálico de refuerzo derecho	Reinforcement right metal support	1	SOPOR2P1-R20362
6		Soporte metálico de refuerzo izquierdo	Reinforcement left metal support	1	SOPOR2P1-L20362
7		Tornillo Allen M8X50 DIN912	M8X50 DIN912 Allen screw	2	TORNI-D912--532
8		Casquillo Ø8XØ14X7,5	Ø8XØ14X7,5 arrowhead	2	CASQUI8147-0193
9		Tornillo especial M5X9 long. hexagonal 10	M5x9 special screw hexagonal lenth 10	2	TORNI-EM5---761
10		Silentblock Ø9XØ6X8mm	Ø9XØ6X8mm silentblock	5	AROPASACABLES-3
11		Casquillo con valona Ø12XØ6,8X7,3	Ø12XØ6,8X7,3 bush with blange	5	CASQUI-1A---750
12		Tornillo Allen M5x11 Ø11 ISO 7380	M5x11 Ø11 ISO 7380 Allen screw	6	TORNI-AI----520
13		Tornillo Allen M5x16 Ø11 ISO 7380	M5x16 Ø11 ISO 7380 Allen screw	5	TORNI-I7380-493
14		Tapón tornillo M5 ISO 7380	M5 ISO 7380 Allen cap screw	11	TAPON-----85

BMW F900R '20-

INSTRUCCIONES DE MONTAJE - MOUNTING INSTRUCTIONS - MONTAGEANLEITUNG

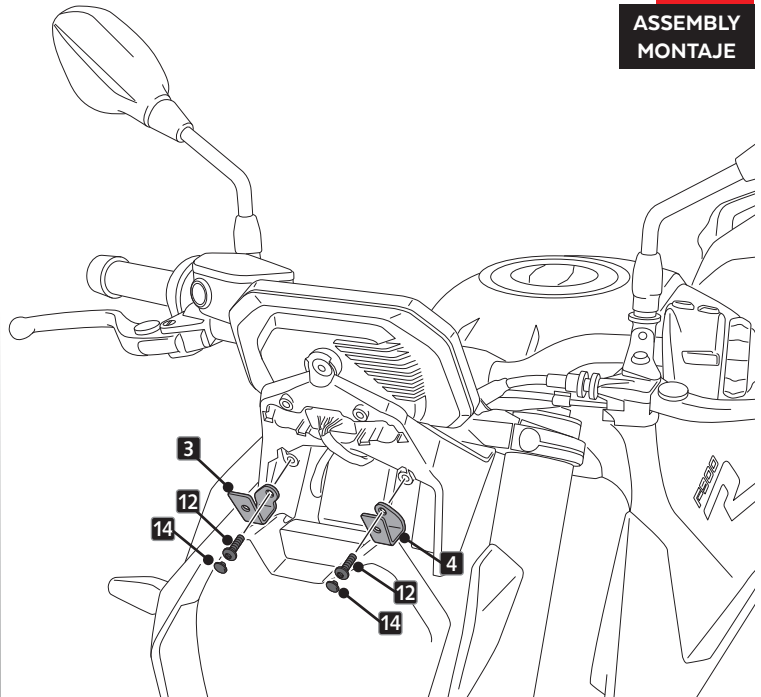
1

DISASSEMBLY
DESMONTAJE



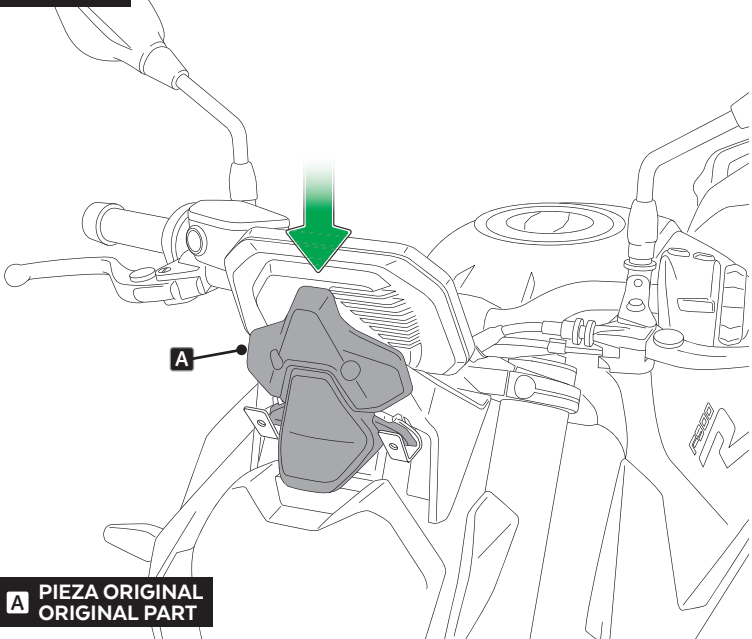
2

ASSEMBLY
MONTAJE



3

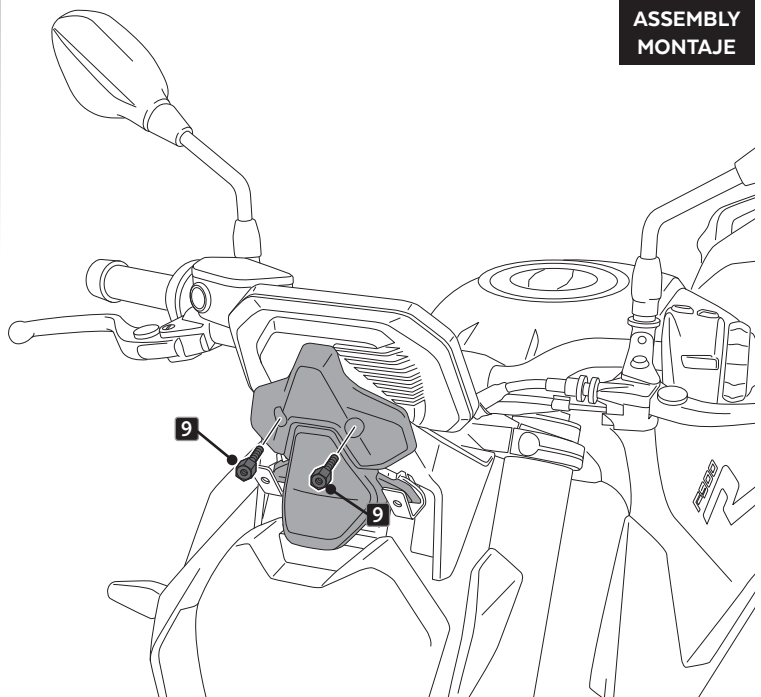
ASSEMBLY
MONTAJE



A PIEZA ORIGINAL
ORIGINAL PART

4

ASSEMBLY
MONTAJE

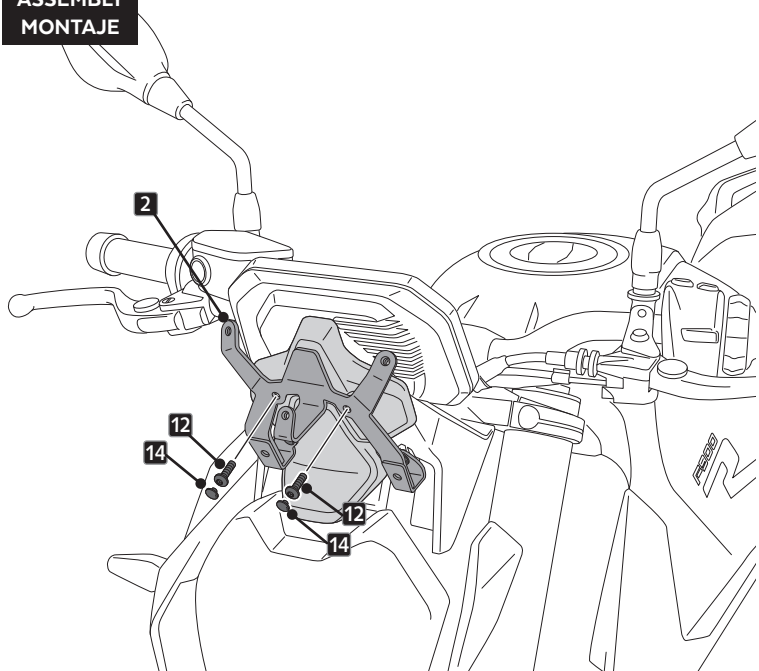


BMW F900R '20-

INSTRUCCIONES DE MONTAJE - MOUNTING INSTRUCTIONS - MONTAGEANLEITUNG

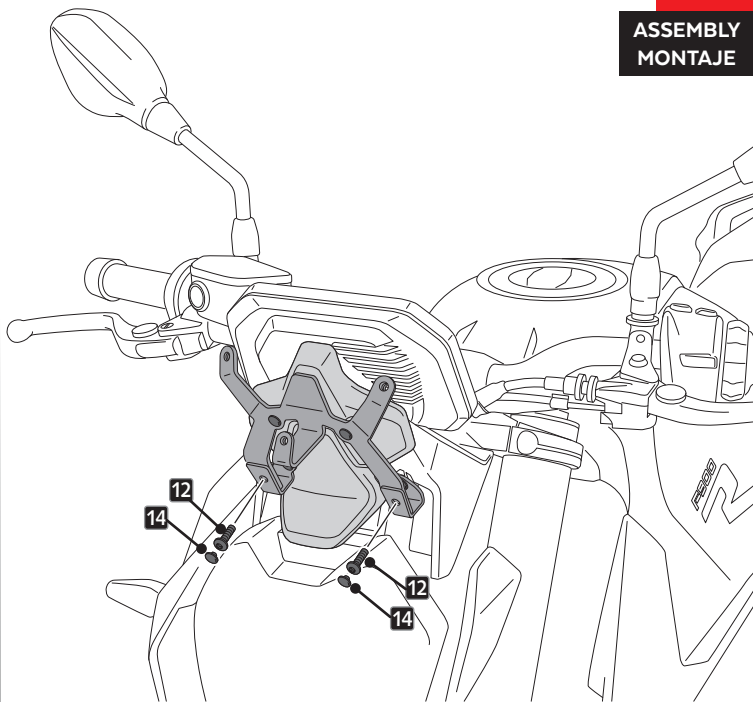
5

ASSEMBLY
MONTAJE



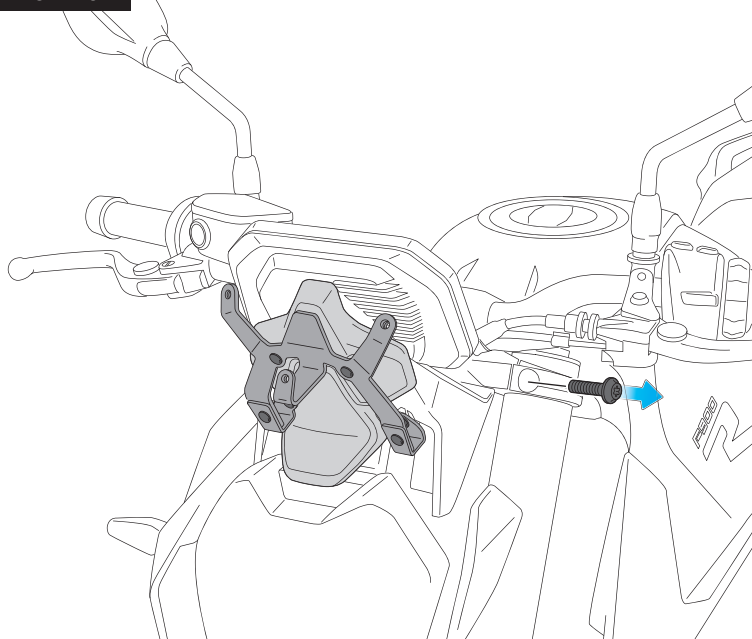
6

ASSEMBLY
MONTAJE



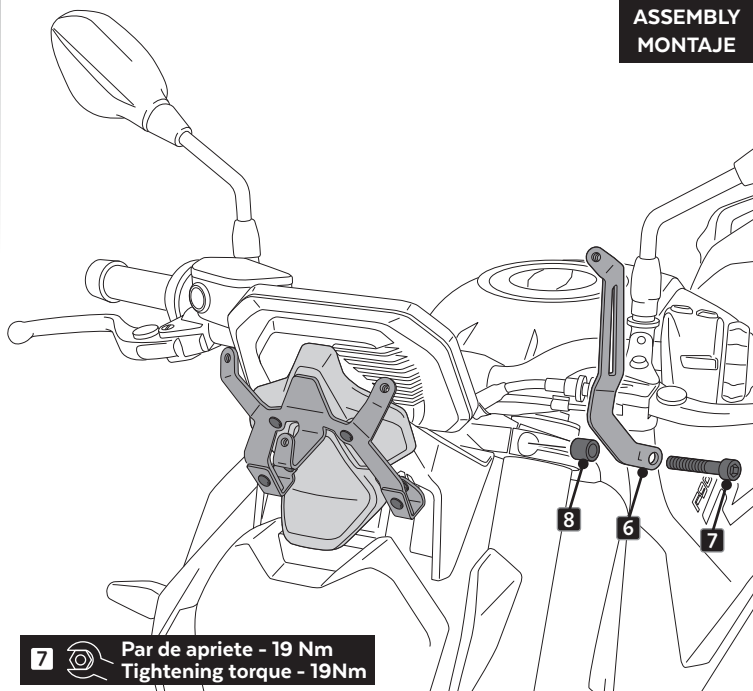
7


ASSEMBLY
MONTAJE



8

ASSEMBLY
MONTAJE



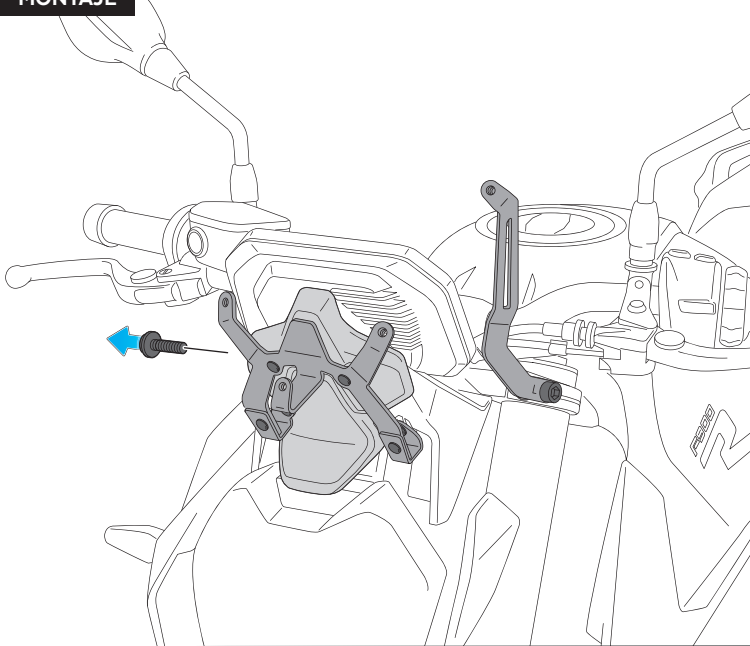
7  Par de apriete - 19 Nm
Tightening torque - 19Nm

BMW F900R '20-

INSTRUCCIONES DE MONTAJE - MOUNTING INSTRUCTIONS - MONTAGEANLEITUNG

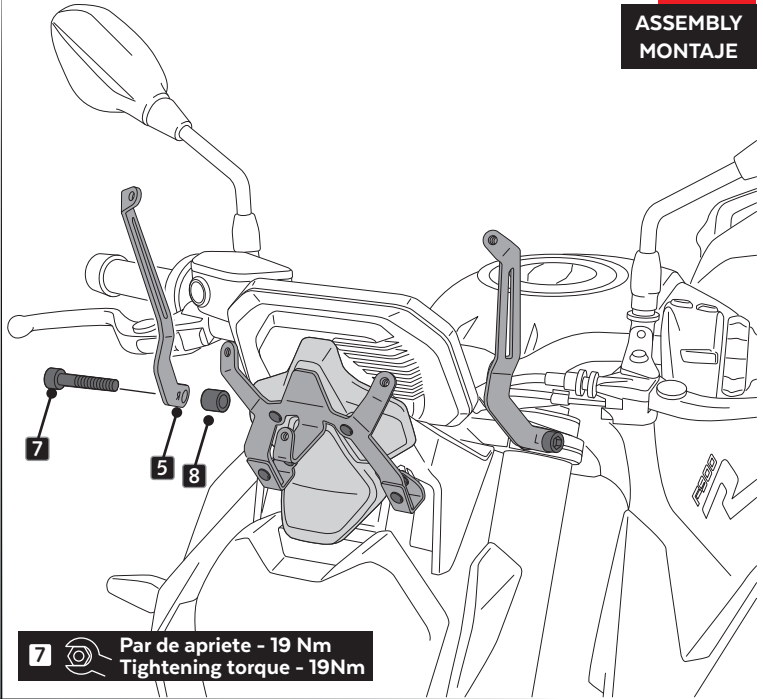
5

ASSEMBLY
MONTAJE



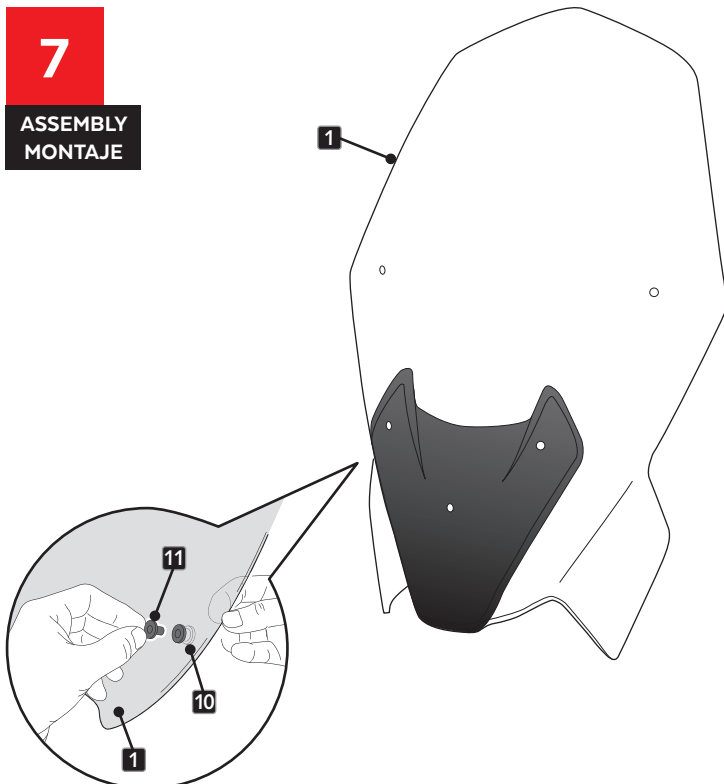
6

ASSEMBLY
MONTAJE



7

ASSEMBLY
MONTAJE



8

ASSEMBLY
MONTAJE

