



EVOTECH®
P E R F O R M A N C E

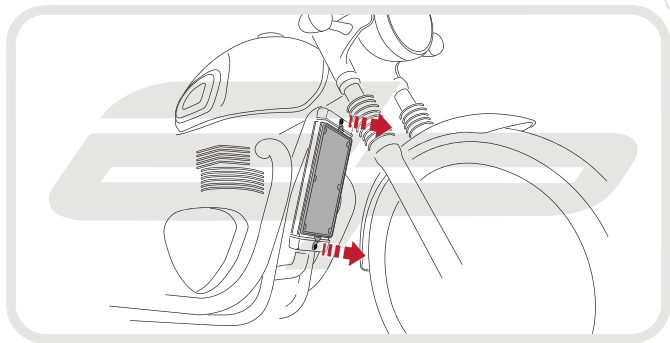
Installation Instructions

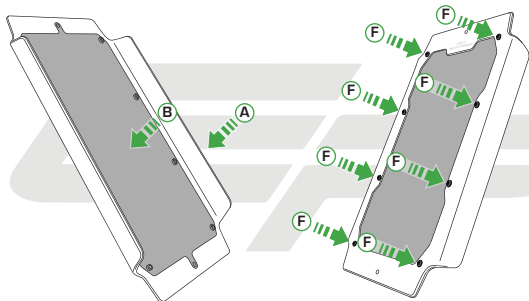
TRIUMPH BONNEVILLE T120 RADIATOR GUARD

Product Reference - 13140 and 13146

Kit Contents

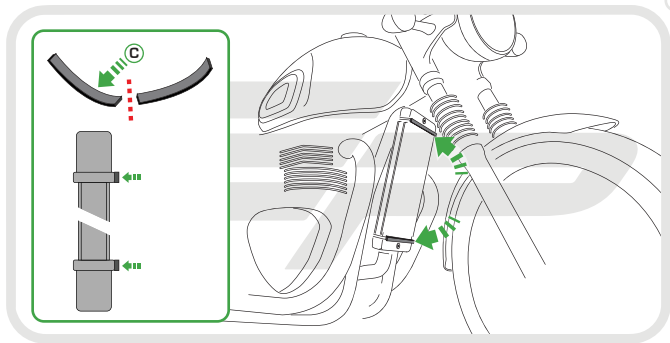
- Ⓐ 1 x Guard Surround
- Ⓑ 1 x Grill
- Ⓒ 1 x Neoprene Foam
- Ⓓ 2 x Mounting Spacers
- Ⓔ 2 x M5 - 16 Socket Button Head Screws
- Ⓕ 8 x M4 - 8 Socket Button Head Screws



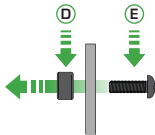




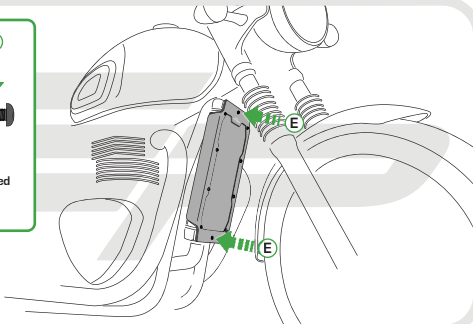
®



EVOTECH[®]
P E R F O R M A N C E



Ensure spacers are fitted
between guard and
radiator





ESSENTIAL CHECKS

It is recommended that periodic inspections are made to ensure that dirt and debris have not become trapped between the guard and the radiator/oil cooler. Such dirt and debris would reduce the cooling efficiency of the radiator/oil cooler.

It is recommended that periodic inspections are made to ensure that all fixings are fully tightend.



EVOTECH®
P E R F O R M A N C E

www.evotech-performance.com