



**EVOTECH**<sup>®</sup>  
P E R F O R M A N C E

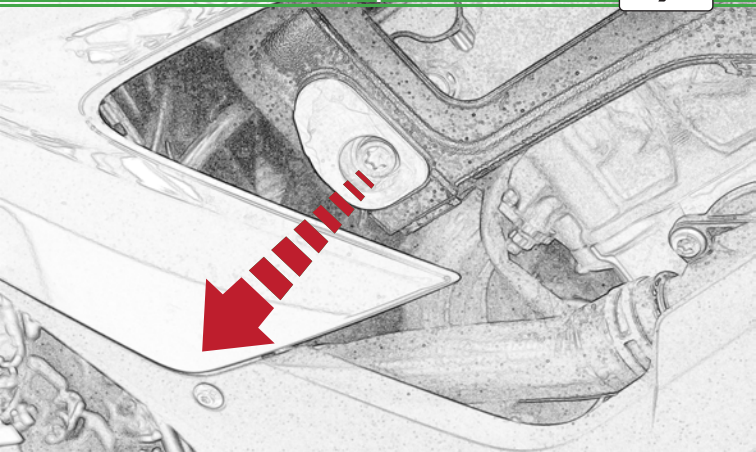
BMW S 1000 RR  
Crash Protection

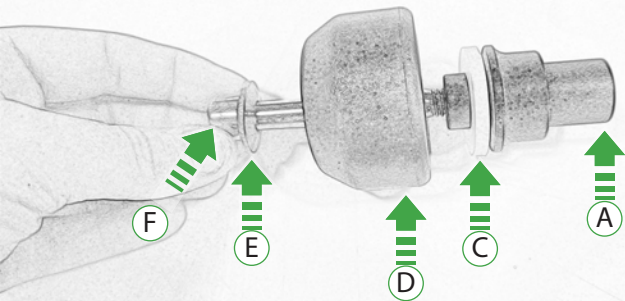
Installation Instructions




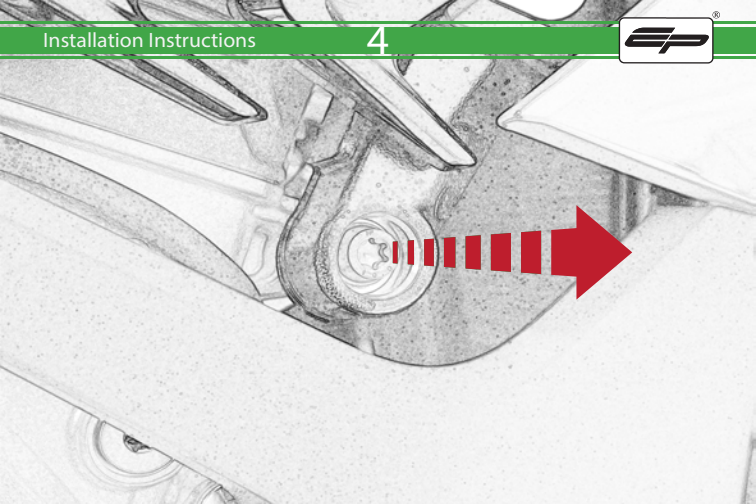
## Kit Contents PRN014339

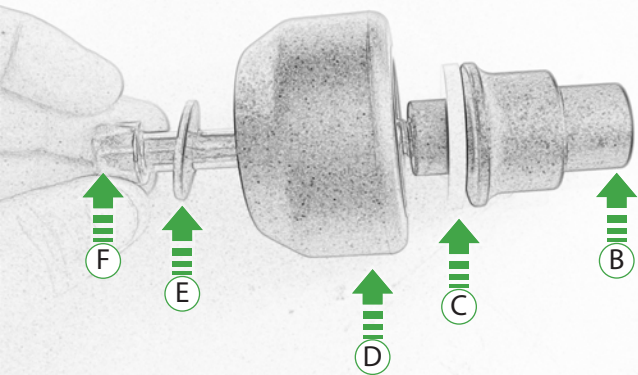
- Ⓐ 1 x L/H Spacer (Short)
- Ⓑ 1 x R/H Spacer (long)
- Ⓒ 2 x Polyurathane Washers
- Ⓓ 2 x Low Profile Bobbin
- Ⓔ 2 x M10 Custom Washer
- Ⓕ 2 x M10 x 100 Caphead





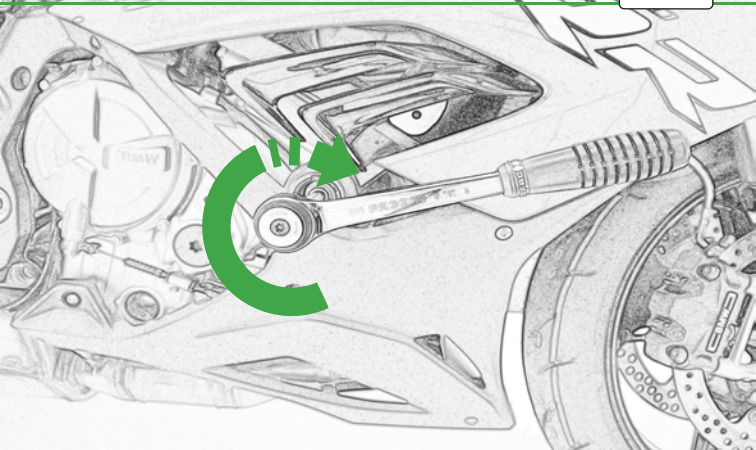














 **ESSENTIAL CHECKS** 

It is recommended that periodic inspections are made to ensure that all bolts are tightend to the specified torque settings.

Should the bike be involved in an accident a thorough inspection should be made and any components that have taken an impact, no matter how small, be replaced



**EVOTECH**®  
P E R F O R M A N C E

[www.evotech-performance.com](http://www.evotech-performance.com)

