



**EVOTECH**®  
P E R F O R M A N C E

**Installation Instructions**

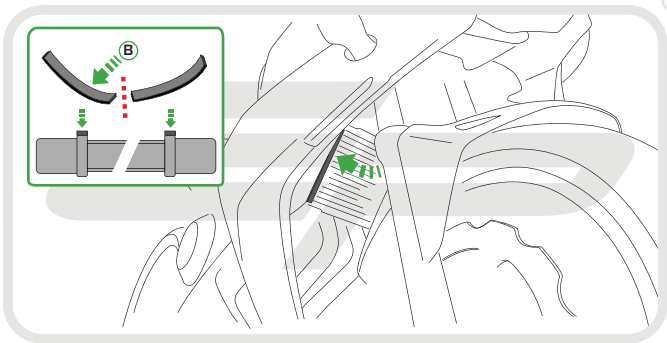


## HONDA CBR500R RADIATOR GUARD

Product Reference - 13387

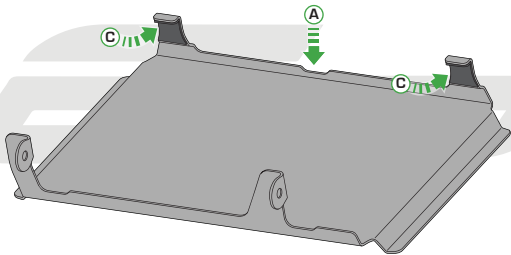
### Kit Contents

- Ⓐ 1 x Radiator Guard
- Ⓑ 1 x Neoprene Strip
- Ⓒ 2 x Neoprene Pads
- Ⓓ 2 x M5 - 25 Cap Head Screws

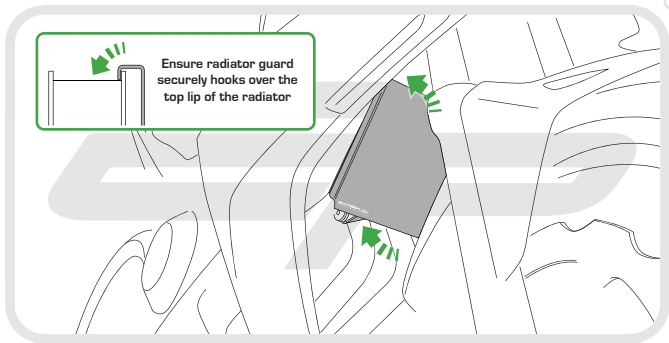




**EVOTECH**<sup>®</sup>  
P E R F O R M A N C E



**EVOTECH**<sup>®</sup>  
P E R F O R M A N C E



Ensure lower tabs sit to  
the RH side of the  
radiator mounts





### ESSENTIAL CHECKS

It is recommended that periodic inspections are made to ensure that dirt and debris have not become trapped between the guard and the radiator/oil cooler. Such dirt and debris would reduce the cooling efficiency of the radiator/oil cooler.

It is recommended that periodic inspections are made to ensure that all fixings are fully tightened.





**EVOTECH**®  
P E R F O R M A N C E

[www.evotech-performance.com](http://www.evotech-performance.com)