



**EVOTECH**®  
P E R F O R M A N C E

**Triumph Street Triple**

**Radiator Guard**

**Installation Instructions**



**Product No: PRN013705**

**Kit Contents**

- A** 1 x Radiator Guard
- B** 4 x Rubber bungs



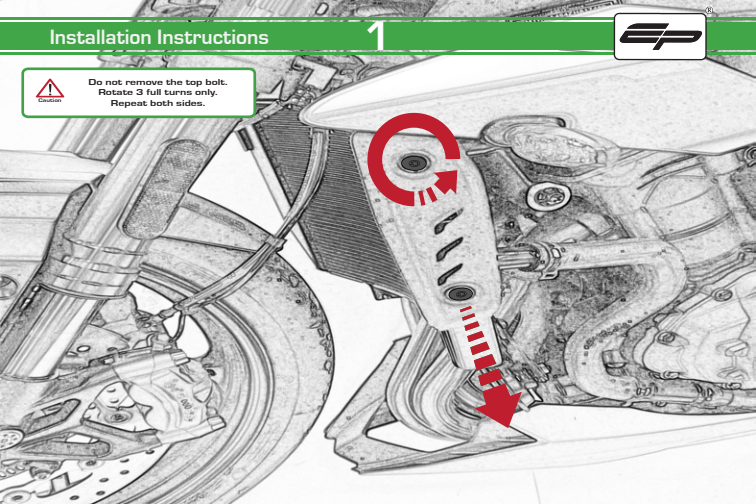
# Installation Instructions

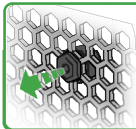
1



Caution

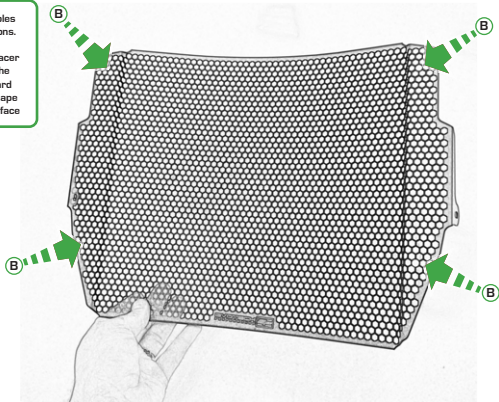
Do not remove the top bolt.  
Rotate 3 full turns only.  
Repeat both sides.

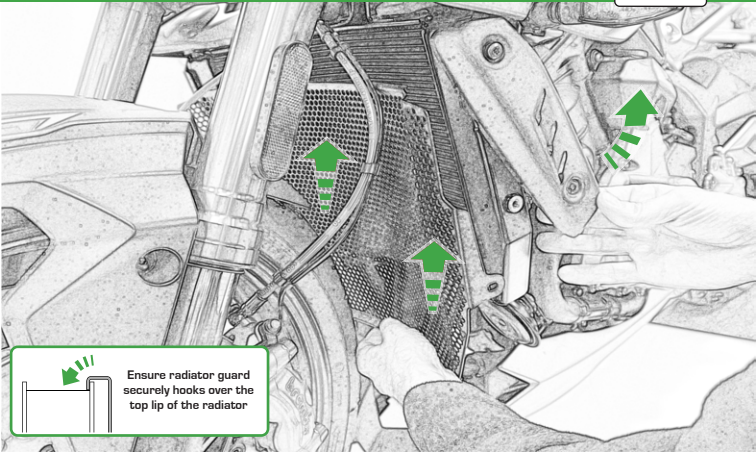




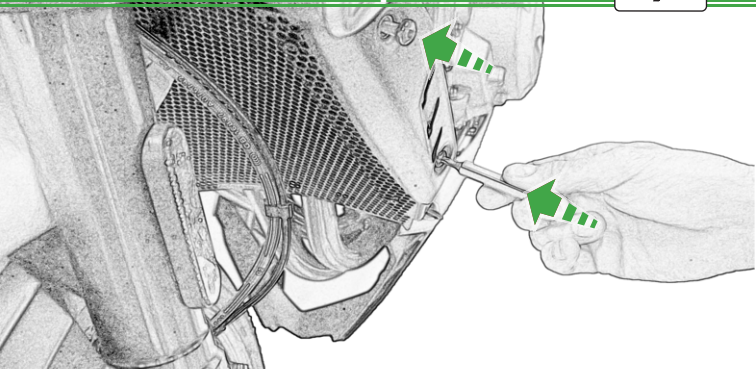
Locate round holes amongst hexagons.

Push Rubber Spacer through from the back of the guard so Hexagonal shape sits on the front face





Ensure radiator guard  
securely hooks over the  
top lip of the radiator



Caution

**Repeat both sides.**



## ESSENTIAL CHECKS



It is recommended that periodic inspections are made to ensure that dirt and debris have not become trapped between the guard and the radiator/oil cooler. Such dirt and debris would reduce the cooling efficiency of the radiator/oil cooler.

It is recommended that periodic inspections are made to ensure that all fixings are fully tightened.