




**EVOTECH**®  
P E R F O R M A N C E

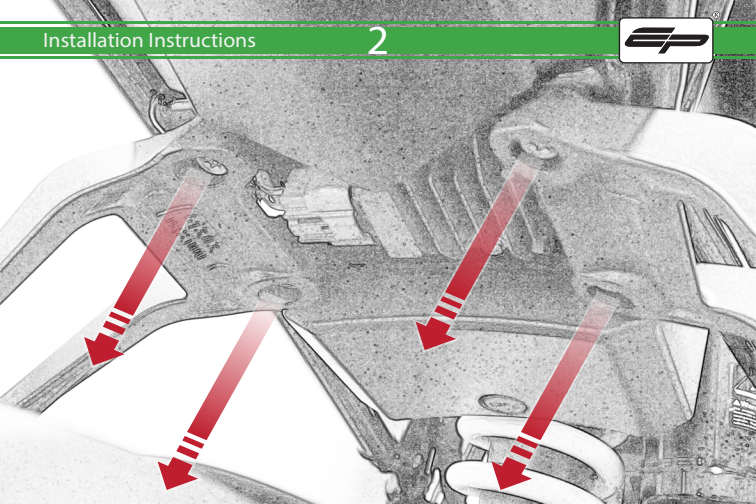
KTM 1290 Superduke  
Exhaust Hanger  
Rectifier Guard Kit  
Installation Instructions




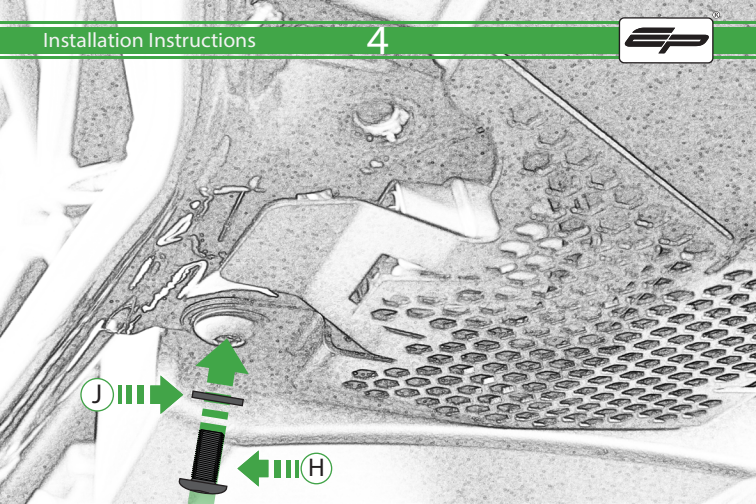
Kit Contents PRN013683-014515

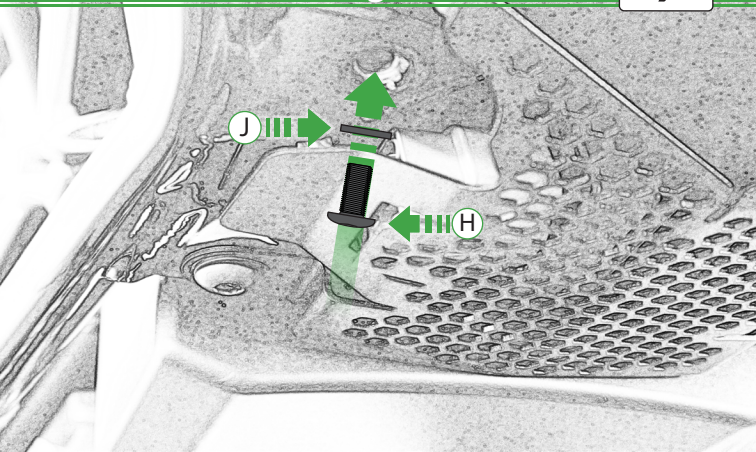
- Ⓐ 1 x Exhaust Hanger
- Ⓑ 1 x M8 - 60 Socket Button Head
- Ⓒ 1 x M8 Custom Washer
- Ⓓ 1 x M8 Flange Nut
- Ⓔ 1 x Rectifier Guard
- Ⓕ 1 x 1.5mm Spacers
- Ⓖ 1 x 3mm Spacers
- Ⓗ 2 x M8 - 16 Socket Button Heads
- Ⓘ 2 x M8 - 25 Socket Button Heads
- Ⓙ 4 x M8 Flat Washers

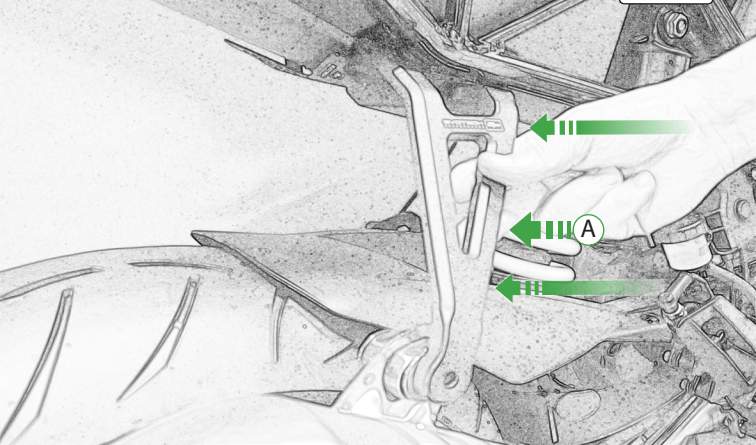











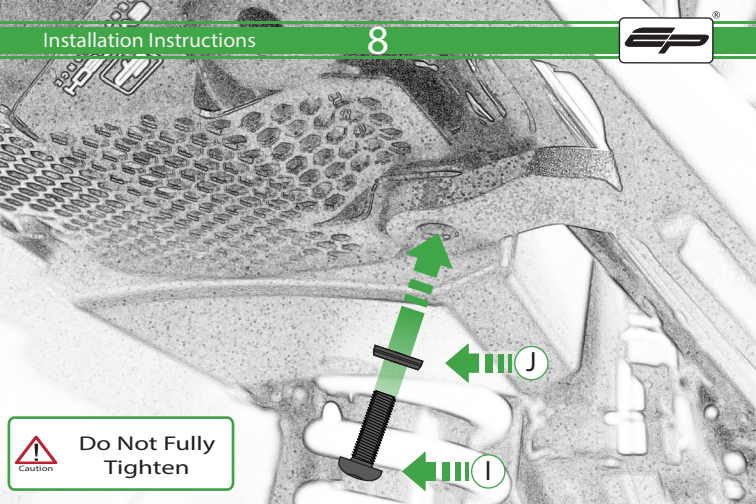







F


EVOTECH  
PERFORMANCE



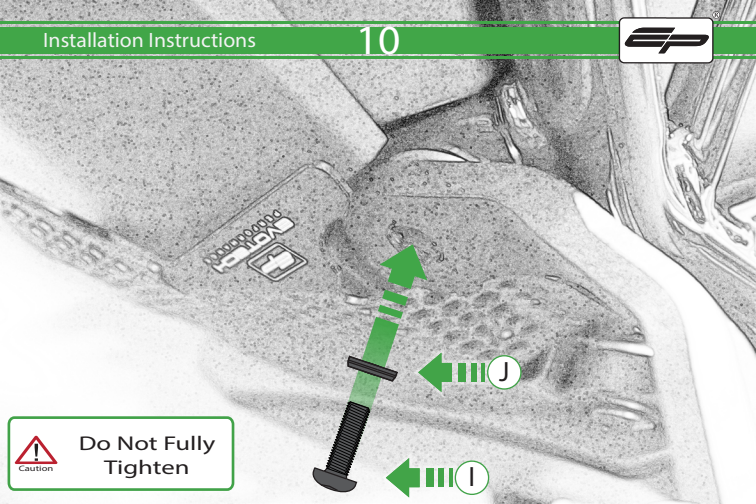
Do Not Fully Tighten



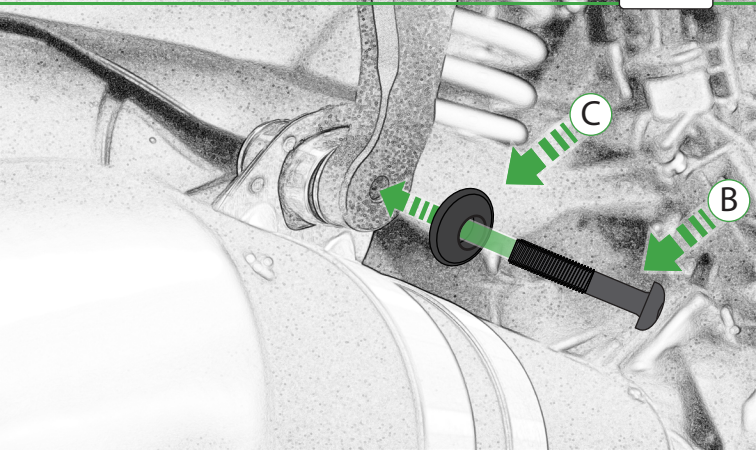
G



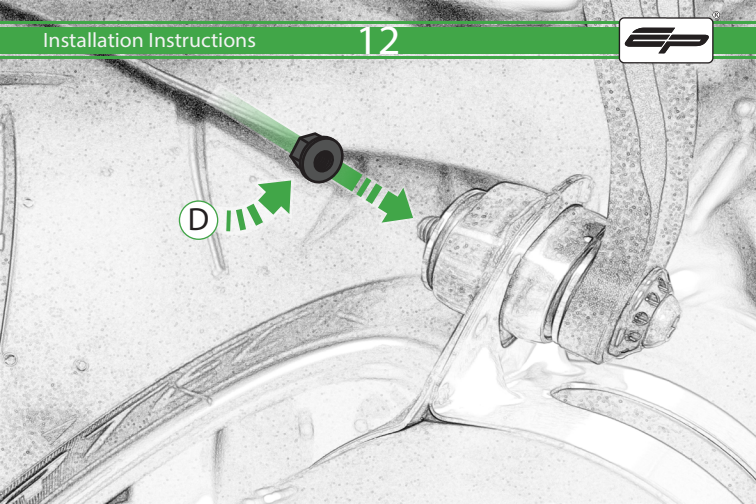
VOYCE  
PRODUCTIONS



Do Not Fully Tighten





D





Caution

Fully  
Tighten



Fully  
Tighten





 **ESSENTIAL CHECKS** 

It is recommended that periodic inspections are made to ensure that all bolts are tightened to the specified torque settings.

Should the bike be involved in an accident a thorough inspection should be made and any components that have taken an impact, no matter how small, be replaced



**EVOTECH**®  
P E R F O R M A N C E

[www.evotech-performance.com](http://www.evotech-performance.com)