



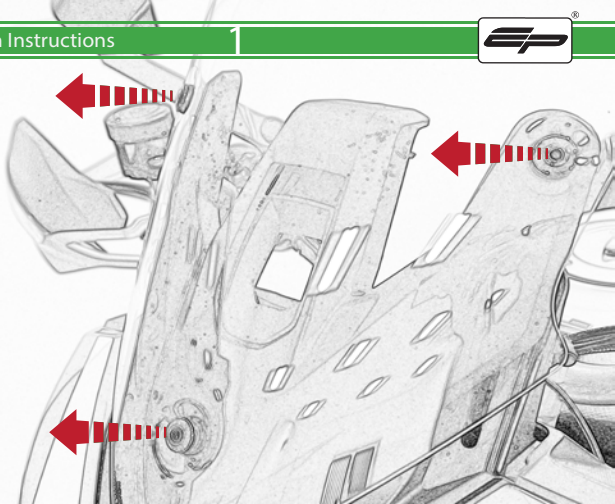
Ducati Multistrada 1260
Quad Lock Sat Nav Mount

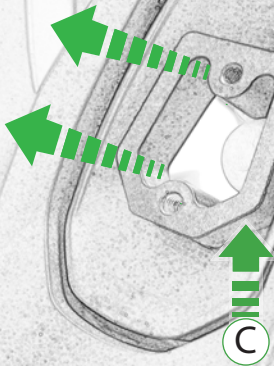
Installation Instructions



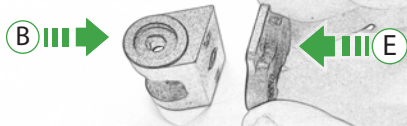
Kit Contents PRN014359-014568

- | | |
|--|---|
| (A) 1 x Main Plate | (L) 2 x Lobe Screw |
| (B) 1 x Pivot Plate | (M) 2 x Locking Washer |
| (C) 1 x Screen Mounting Bracket | (N) 2 x M5 Black Washer |
| (D) 1 x Quad Lock Mounting Bracket | (O) 2 x M5 x 12mm Black Button head Bolts |
| (E) 1 x Quad Lock Sub Bracket | (P) 2 x M4 x 5mm Black Button Head Bolts |
| (F) 1 x Rubber Pad | |
| (G) 2 x P-clips (No.1) | |
| (H) 2 x P-clips (No.2) | |
| (I) 2 x P-clips (No.3) | |
| (J) 2 x P-clips (No.4) | |
| (K) 2 x M5 x 8mm Black Button head Bolts | |




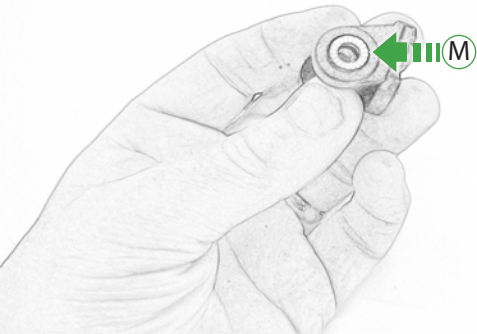












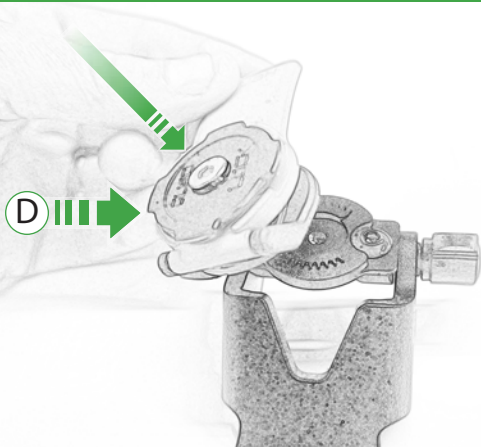


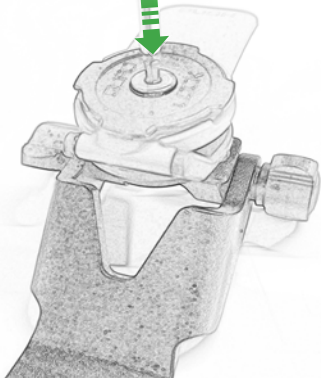


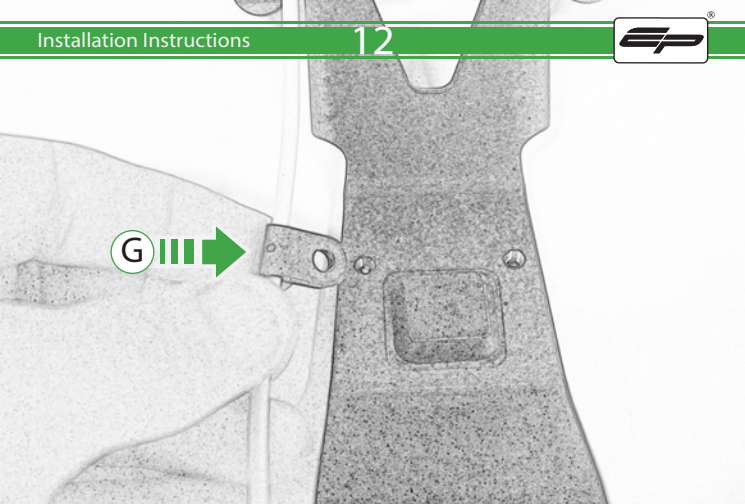
A












P

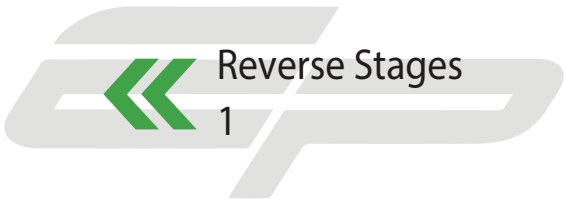
1





0







 **ESSENTIAL CHECKS** 

It is recommended that periodic inspections are made to ensure that all bolts are tightened to the specified torque settings.

Should the bike be involved in an accident a thorough inspection should be made and any components that have taken an impact, no matter how small, be replaced



EVOTECH®
P E R F O R M A N C E

www.evotech-performance.com