

BMW R1250GS / R1200GS '13- / F850GS / F750GS

REF 20812

DEFLECTORES SUPERIORES - UPPER DEFLECTORS - OBERDEFLEKTOREN



1 Person



20 min



EASY



N° 10



N° T25
N° T30



ALLEN
N° 3

ID	PIEZA/PART	DESCRIPCIÓN	DESCRIPTION	QTY	REF
1		Deflector izquierdo	Left deflector	1	20812F/H/WM3
2		Deflector derecho	Right deflector	1	20812F/H/WM3
3		Soporte izquierdo (L)	Left support (L)	1	SOPOR2P5-L20812
4		Soporte derecho (R)	Right support (R)	1	SOPOR2P5-R20812
5		Tapón tornillo M5 ISO 7380	M5 ISO 7380 screw cap	6	TAPON-----85
6		Tornillo Allen M5x11 Ø11 ISO 7380	M5x11 Ø11 ISO 7380 Allen screw	6	TORNI-AI----520
7		Arandela nylon M5x1	M5x1 nylon washer	6	ARNV0000000245
8		Arandela de goma Ø4,5 x Ø11 x 2	Ø4,5 x Ø11 x 2 Rubber washer	6	ARAND-EPDM--722

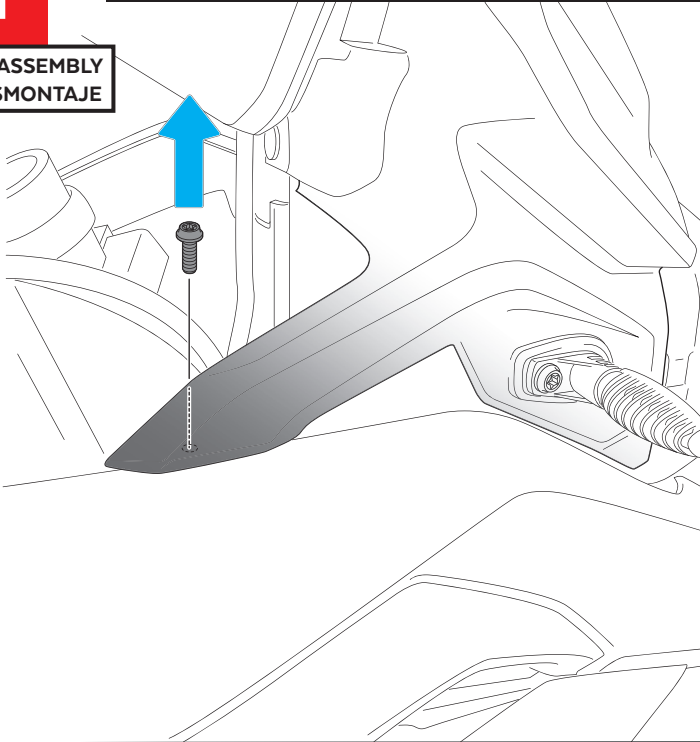
* Algunos de los Componentes se suministran montados / Some components are supplied assembled

BMW R1250GS / R1200GS '13- / F850GS / F750GS

INSTRUCCIONES DE MONTAJE - MOUNTING INSTRUCTIONS - MONTAGEANLEITUNG

1

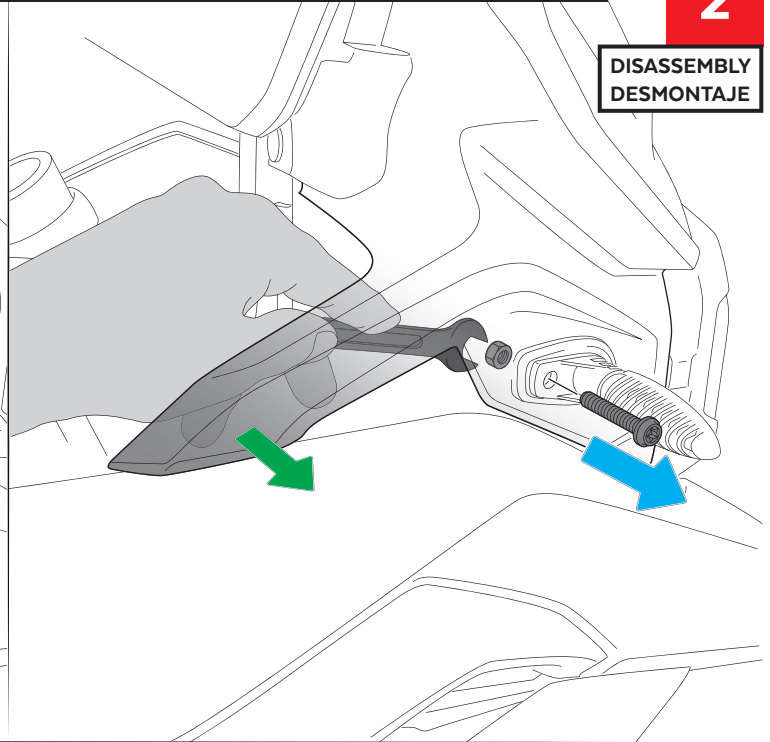
DISASSEMBLY
DESMONTAJE



Se muestra el montaje del lado derecho a modo de ejemplo, realizar los mismos pasos para el montaje del lado izquierdo.
The right side assembly is shown as an example, so the same steps can be performed for the left side assembly.

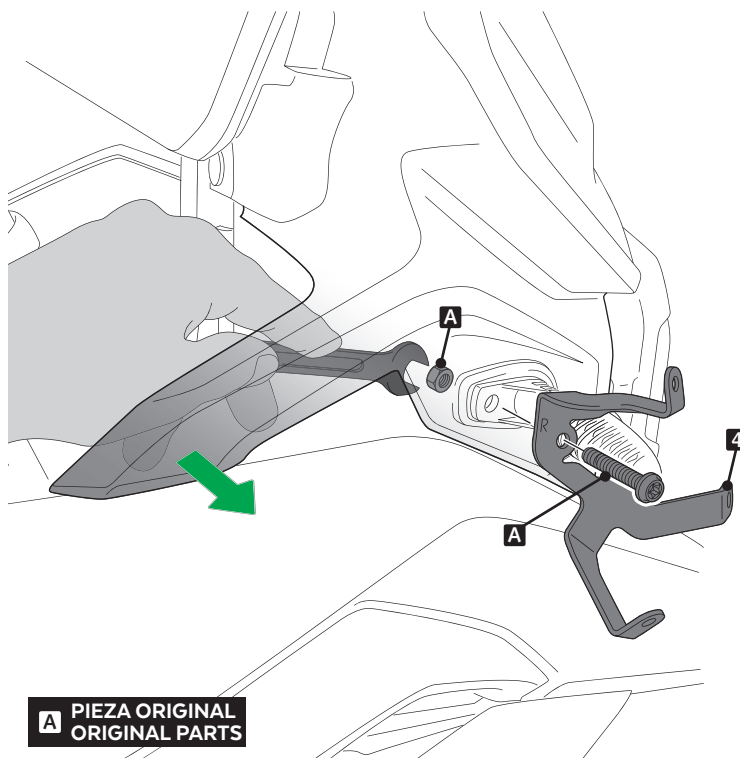
2

DISASSEMBLY
DESMONTAJE



3

ASSEMBLY
MONTAJE



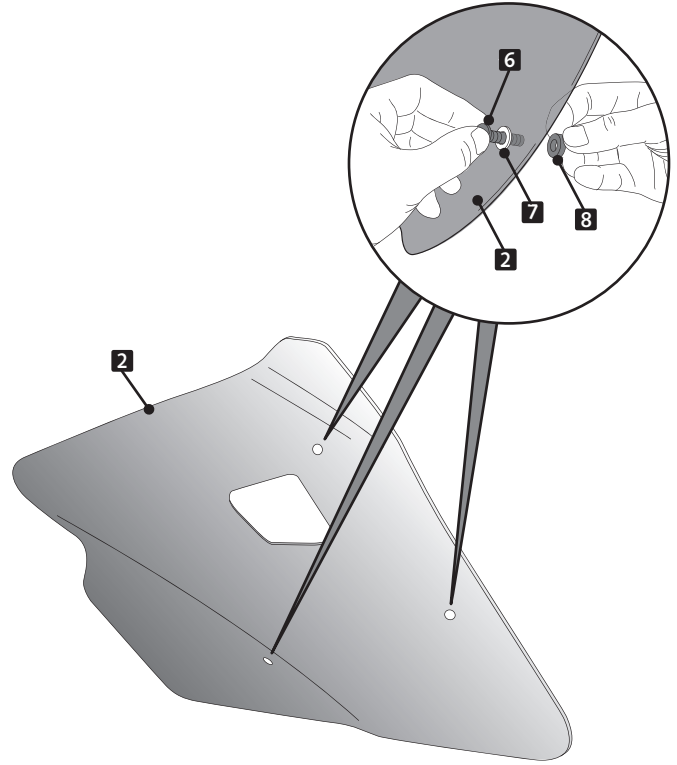
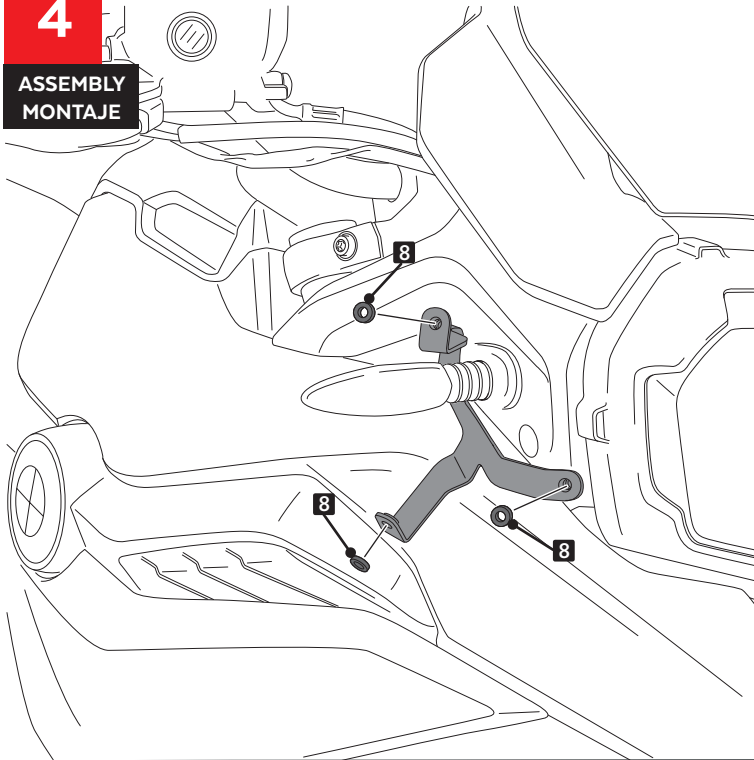
A PIEZA ORIGINAL
ORIGINAL PARTS

BMW R1250GS / R1200GS '13- / F850GS / F750GS

INSTRUCCIONES DE MONTAJE - MOUNTING INSTRUCTIONS - MONTAGEANLEITUNG

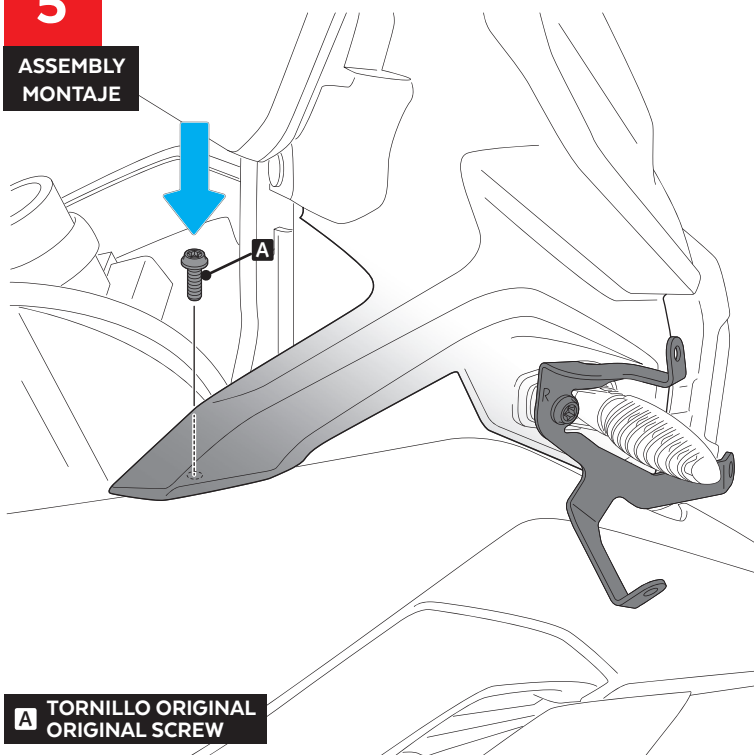
4

ASSEMBLY
MONTAJE



5

ASSEMBLY
MONTAJE



A TORNILLO ORIGINAL
ORIGINAL SCREW

6

ASSEMBLY
MONTAJE

