

MOTO GUZZI V100 MANDELLO '23-

M O U N T I N G I N S T R U C T I O N S

REF 21484

TOURING SCREEN



1 Person



15 min



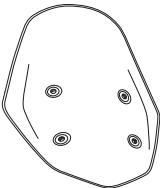




EASY



ALLEN



Nº 4

ID.	PIEZA/PART	DESCRIPCIÓN	DESCRIPTION	QTY.	REF.:
1		Cúpula Touring	Touring screen	1	21484W/HM3
2		Silentblock Ø 17x Ø10 x Ø13 x10	Ø17x Ø10 x Ø13 x10 silentblock	4	AROPASACABLES--
3		Arandela cónica de plástico Ø20 x Ø6 x 5mm	Ø20 x Ø6 x 5mm Plastic conical washer	4	ARANDENND20-030
4		Tornillo Allen M6X20 DIN7991	M6X20 DIN7991 allen screw	4	TORNIAD7991-129
5		Tapon M6 DIN 7991	M6 DIN 7991 cap	4	TAPON-----81

MOTO GUZZI V100 MANDELLO '23-

INSTRUCCIONES DE MONTAJE - MOUNTING INSTRUCTIONS - MONTAGEANLEITUNG

ANTES DE CIRCULAR CON LA CÚPULA PUIG, ES NECESARIO CONFIGURAR LOS PARÁMETROS DE LA CENTRALITA DE LA MOTOCICLETA.

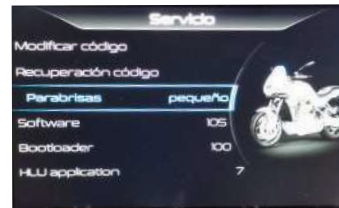
BEFORE RIDING WITH THE PUIG TOURING SCREEN, IT IS NECESSARY TO CONFIGURE THE PARAMETERS OF THE MOTORCYCLE CONTROL UNIT



1- MENU-> SERVICIO
1- MENU-> SERVICE

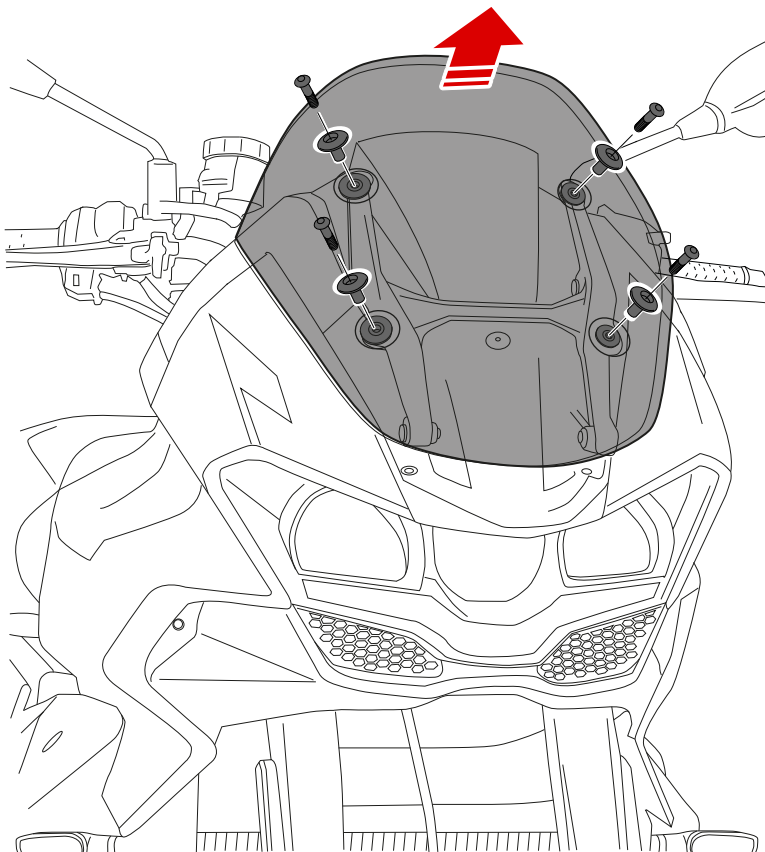


2- SERVICIO-> PARABRISAS-> GRANDE
2- SERVICE-> WINDSHIELD-> LARGE




1

DISASSEMBLY
DESMONTAJE



2

ASSEMBLY
MONTAJE

4  4,5 Nm - Par de apriete
4,5 Nm - Tightening torque

